

(I) (a) STATEMENT SHOWING SHAREHOLDING PATTERN

Name of the Company: **ALOM EXTRUSIONS LTD.**
Scrip Code: Name of the Scrip:
Quarter Ended: 31/03/2013

Class of security:

Page: 1

Party paid-up shares:-	No. of partly paid-up shares	As a % of total no. of partly paid-up shares	As a % of total no. of shares of the company
------------------------	------------------------------	--	--

Held by promoter/promoter group

Held by public
Total - D

Outstanding convertible securities:-	No. of outstanding securities	As a % of total no. of outstanding convertible securities	As a % of total no. of shares of the company, assuming full conversion of the convertible securities
--------------------------------------	-------------------------------	---	--

Held by promoter/promoter group


Held by public
Total - E

Warrants:-	No. of warrants	As a % of total no. of warrants	As a % of total no. of shares of the company, assuming full conversion of warrants
------------	-----------------	---------------------------------	--

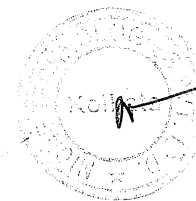
Held by promoter/promoter group

Held by public
Total - F

Total paid-up capital of the company, assuming full conversion of warrants and convertible securities	2297575
---	----------------



Category Code	Category of Shareholders	Number of shareholders	Total number of shares	Number of shares held in Demat Form	As a % of (A+B)	As a % of (A+B+c)	Number of Pledged shares	As a percentage (ix)=(viii/iv*100)
(i)	(ii)	(iii)	(iv)	(v)	(vi)	(vii)	(viii)	(ix)=(viii/iv*100)
(A)	Total Shareholding of Promoter & Promoter Group							
(1)	Indian							
(a)	Individual/HUF	11	1576621	1573288	68.621	68.621	Nil	Nil
(b)	Central Govt./ State Govt.	Nil	Nil	Nil	Nil	Nil	Nil	Nil
(c)	Bodies Corporate	Nil	Nil	Nil	Nil	Nil	Nil	Nil
(d)	Fin.Institutions / Bank	Nil	Nil	Nil	Nil	Nil	Nil	Nil
(e)	Any Other	Nil	Nil	Nil	Nil	Nil	Nil	Nil
	Sub-Total of (A)(1)	11	1576621	1573288	68.621	68.621	Nil	Nil
(2)	Foreign							
(a)	Individuals (NRIs/Foreign)	Nil	Nil	Nil	Nil	Nil	Nil	Nil
(b)	Bodies Corporate	Nil	Nil	Nil	Nil	Nil	Nil	Nil
(c)	Institutions	Nil	Nil	Nil	Nil	Nil	Nil	Nil
(d)	Qualified Foreign Investors	Nil	Nil	Nil	Nil	Nil	Nil	Nil
(e)	Any Other	Nil	Nil	Nil	Nil	Nil	Nil	Nil
	Sub-Total of (A)(2)	Nil	Nil	Nil	Nil	Nil	Nil	Nil
	Shareholding of Promoter & Promoter Group (A) = A1+A2	11	1576621	1573288	68.621	68.621	Nil	Nil
(B)	Public Shareholding							
(1)	Institutions							
(a)	Mutual Funds / UTI	Nil	Nil	Nil	Nil	Nil	NA	NA
(b)	Fin.Institutions / Banks	Nil	Nil	Nil	Nil	Nil	NA	NA
(c)	Central Govt./ State Govt.	Nil	Nil	Nil	Nil	Nil	NA	NA
(d)	Venture Capital	Nil	Nil	Nil	Nil	Nil	NA	NA
(e)	Insurance Company	Nil	Nil	Nil	Nil	Nil	NA	NA
(f)	Foreign Inst.Investors	Nil	Nil	Nil	Nil	Nil	NA	NA
(g)	Foreign VC Investors	Nil	Nil	Nil	Nil	Nil	NA	NA
(h)	Qualified Foreign Investors	Nil	Nil	Nil	Nil	Nil	NA	NA
(i)	Any Other	Nil	Nil	Nil	Nil	Nil	NA	NA
	Sub-Total (B)(1)	Nil	Nil	Nil	Nil	Nil	NA	NA
(2)	Non-Institutions							
(a)	Bodies Corporate	8	646663	588913	28.145	28.145	NA	NA
(b)	Individuals							
	i.Individual Shareholders Holding Nominal Share Upto Rs.1 Lakh	7	3366	100	0.147	0.147	NA	NA
	ii.Individual Shareholders Holding Nominal Share greater than Rs.1 Lakh	1	70925	70925	3.087	3.087	NA	NA
(c)	Qualified Foreign Investors	Nil	Nil	Nil	Nil	Nil	NA	NA
(d)	Any Other	Nil	Nil	Nil	Nil	Nil	NA	NA
	Sub-Total (B)(2)	16	720954	659938	31.379	31.379	NA	NA
	Total Public Shareholding (B) = (B)(1) + (B)(2)	16	720954	659938	31.379	31.379	NA	NA
	TOTAL (A)+(B)	27	2297575	2233226	100.000	100.000	Nil	Nil
(C)	Shares held by Custodians And against which DRs have been issued							
(1)	Promoter and Promoter group	Nil	Nil	Nil	Nil	Nil	NA	NA
(2)	Public	Nil	Nil	Nil	Nil	Nil	NA	NA
	GRAND TOTAL (A)+(B)+(C)	27	2297575	2233226	100.000	100.000	Nil	Nil



Srl.	Name of the shareholder	Details of Shares Held		Encumbered shares(%)			Details of warrants		Details of Convertible Securities		Total shares (including underlying shares assuming full conversion of warrants and convertible securities) as a % of diluted share capital
		Number of Shares held	As a % of grand total (A)+(B)+(C)	Number of Pledged Shares held	As a percentage	As a % of grand total (A)+(B)+(C) of sub-clause (I) (a)	Number of Warrants held	As a % of total number of warrants of the same Class	Number of convertible securities held	%r.t. total number of convertible securities of the same class	
(i)	(ii)	(iii)	(iv)	(v)	(vi)=(v)/(iii)*100	(vii)	(viii)	(ix)	(x)	(xi)	(xii)
1.	AJAY PRAKASH JHUNJHUNWALA	383538	16.693	0	0.000	0.000	0	0.000	0	0.000	16.693
2.	AJAY PRAKASH JHUNJHUNWALA	62180	2.706	0	0.000	0.000	0	0.000	0	0.000	2.706
3.	ARCHANA JHUNJHUNWALA	136442	5.939	0	0.000	0.000	0	0.000	0	0.000	5.939
4.	ARNAV JHUNJHUNWALA	90925	3.957	0	0.000	0.000	0	0.000	0	0.000	3.957
5.	KUSUM DEVI JHUNJHUNWALA	179401	7.808	0	0.000	0.000	0	0.000	0	0.000	7.808
6.	NEHA JHUNJHUNWALA	13100	0.570	0	0.000	0.000	0	0.000	0	0.000	0.570
7.	NIKET JHUNJHUNWALA	99258	4.320	0	0.000	0.000	0	0.000	0	0.000	4.320
8.	O P JHUNJHUNWALA (HUF)	3333	0.145	0	0.000	0.000	0	0.000	0	0.000	0.145
9.	SANGEETA JHUNJHUNWALA	110839	4.824	0	0.000	0.000	0	0.000	0	0.000	4.824
10.	SAMAL RAM JHUNJHUNWALA	37450	1.630	0	0.000	0.000	0	0.000	0	0.000	1.630
11.	SHREE PRAKASH JHUNJHUNWALA	460155	20.028	0	0.000	0.000	0	0.000	0	0.000	20.028
TOTAL		1576621	68.621	0	0.000	0.000	Nil	Nil	Nil	Nil	68.621




ALOM EXTRUSIONS LTD.

(I)(c)(i) Statement showing holding of securities (including shares, warrants, convertible securities) of persons belonging to the category [PUBLIC] and holding more than 1.000(%) of the total number of shares as on 31/03/2013

Page: 1

Srl. Name(s) of the shareholder	Number of Shares held	Shares as a percentage of total number of shares (i.e., Grand Total (A)+(B)+(C) indicated in Statement at para (I)(a) above)	Details of Warrants Number of Warrants held	As a % of total warrants of the same Class	Details of convertible securities held	convertible Securities Zu.r.t. total number of convertible securities of the same class	Total shares (including underlying shares assuming full conversion of warrants and convertible securities) as a % of diluted share capital
1. ACSY LEASE & HOLDINGS PVT. LTD.	28750	1.251	0	0.000	0	0.000	1.251
2. ALOM POLY-EXTRUSIONS PVT. LTD.	29000	1.262	0	0.000	0	0.000	1.262
3. BHAGIRATHI ESTATES PRIVATE LIMITED	41580	1.810	0	0.000	0	0.000	1.810
4. GRAVITY MERCHANDISE PRIVATE LIMITED	223333	9.720	0	0.000	0	0.000	9.720
5. JAMS BUILDERS PRIVATE LIMITED	60000	2.611	0	0.000	0	0.000	2.611
6. S. R. ENCLAVE PVT LIMITED	210000	9.140	0	0.000	0	0.000	9.140
7. SATI DEVELOPMENT PRIVATE LIMITED	29000	1.262	0	0.000	0	0.000	1.262
8. SIMCO COMHTRADE PRIVATE LIMITED.	25000	1.088	0	0.000	0	0.000	1.088
9. DEVESH JHUNJHUNWALA	70925	3.087	0	0.000	0	0.000	3.087
TOTAL	717588	31.232	Nil	Nil	Nil	Nil	31.232




LDM EXTRUSIONS LTD.

(I)(c)(ii) Statement showing holding of securities (including shares, warrants, convertible securities) of persons (together with PAC) belonging to the category [PUBLIC] and holding more than 5.000(%) of the total number of shares of the company as on 31/03/2013

Page: 1

Srl. Name(s) of the shareholder and the Persons Acting in Concert (PAC) with them	Number of Shares held	Shares as a percentage of total number of shares (i.e., Grand Total (A)+(B)+(C) indicated in Statement at para (I)(a) above)	Details of Warrants		Details of convertible securities held	convertible Securities Zu.r.t. total number of convertible securities of the same class	Total shares (including underlying shares assuming full conversion of warrants and convertible securities) as a % of diluted share capital
			Number of Warrants held	As a % of total warrants of the same Class			
1. GRAVITY MERCHANDISE PRIVATE LIMITED	223333	9.720	0	0.000	0	0.000	9.720
2. S. R. ENCLAVE PVT LIMITED	210000	9.140	0	0.000	0	0.000	9.140
TOTAL	433333	18.860	Nil	Nil	Nil	Nil	18.860




LON EXTRUSIONS LTD.

(I) (d) STATEMENT SHOWING DETAILS OF LOCKED-IN SHARES AS ON 31/03/2013

Page: 1

Srl. Name(s) of the Shareholder	Category of Shareholders (Promoter/ Public)	Number of Locked-in Shares	% to Total
1.		NIL	NIL



LON EXTRUSIONS LTD.

(II)(a) STATEMENT SHOWING DETAILS OF DEPOSITORY RECEIPTS (DRs)

Srl. Type of Outstanding DR (ADRs, GDRs, BDRs, etc)	Number of Outstanding DRs	Number of Shares underlying outstanding DRs	Shares underlying Outstanding DRs as a Percentage of total number of shares (ie. Grand total(A)+(B)+ (C) indicated in Statement at para (I)(a) above)
1. Nil	Nil	Nil	NIL



ALOM EXTRUSIONS LTD.

(II)(b) STATEMENT SHOWING DETAILS OF DEPOSITORY RECEIPTS (DRs), WHERE UNDERLYING SHARES HELD BY 'PROMOTER/PROMOTER GROUP' ARE IN EXCESS OF 1% OF THE TOTAL NO.OF SHARES

Srl. Name of the DR Holder	Type of outstanding DR (ADRs,GDRs SDRs,etc.) DRs	Number of Shares Underlying outstanding DRs	Shares underlying Outstanding DRs as Percentage of total number of shares(ie. Grand total(A)+(B)+(C) indicated in statement at para (I)(a) above
1. Nil	Nil	Nil	Nil
2. Nil	Nil	Nil	Nil
TOTAL	Nil	Nil	Nil

