

Format of holding of specified securities

Annexure - I

- 1 Name of Listed Entity : ALOM EXTRUSIONS LTD.
- 2 Scrip Code/Name of Scrip/Class of Security :
- 3 Share Holding Pattern Filed under: Reg. 31(1) ( b ) : Quarter Ended 31/03/2016
- 4 Declaration:

	Particulars	Yes	No
1	Whether the Listed Entity has issued any partly paid up shares		No
2	Whether the Listed Entity has issued any Convertible Securities or Warrants?		No
3	Whether the Listed Entity has any shares against which depository receipt are issued?		No
4	Whether the Listed Entity has any shares in locked-in?		No
5	Whether any shares held by promoters are pledge or otherwise encumbered?		No

- 5 The tabular format for disclosure of holding of specified securities is as follows:-




Table I - Summary Statement holding of specified securities

Category (I)	Category of shareholder (II)	Nos. of shareholders (III)	No. of fully paid up equity shares held (IV)	No. of partly paid-up equity shares held (V)	No. of shares underlying Depository Receipt (VI)	Total nos. shares held (VII) = (IV)+(V)+(VI)	Shareholding as a % of total no. of shares (calculated as per SCRR, 1957) (VIII) As a % of (A+B+C2)	Number of Voting Rights held in each class of securities (IX)			No. of Shares Underlying convertible securities (including Warrants) (X)	Shareholding as a % assuming full conversion of convertible securities (as a percentage of diluted share capital) (XI)=(VII)+(X) as a % of (A+B+C)	Number of Locked in shares (XII)		Number of Shares pledged or otherwise encumbered (XIII)		Number of equity shares held in dematerialized form (XIV)	
								No. of Voting Rights					Total as a % of (A+B+C)	No. (a)	As a % of total Shares held (b)	No. (a)		As a % of total Shares held (b)
								Class eq:ix	Class eq:y	Total								
(A)	Promoter & Promoter Group	10	1574088	0	0	1574088	68.511	1574088	0	1574088	68.511	0	0.000	0	0.000	1574088		
(B)	Public	16	723487	0	0	723487	31.489	723487	0	723487	31.489	0	0.000	0	0.000	721021		
(C)	Non Promoter - Non Public																	
(C1)	Shares underlying DRs																	
(C2)	Shares held by Employee Trusts																	
	TOTAL	26	2297575	0		2297575	100.000	2297575	0	2297575	100.000	0	0.000	0	0.000	2295109		




Table II - Statement showing shareholding pattern of the Promoter and Promoter Group

TAGS TR	Category & Name of shareholders (I)	PAN (II)	Nos. of shareholders (III)	No. of fully paid-up equity shares held (IV)	No. of partly paid-up equity shares held (V)	Nos. of shares underlying Depository Receipt (VI)	Total nos. shares held (VII) = (IV)+(V)+(VI)	Shareholding % calculated as per SCRR, 1957 As a % of (A+B+C2) (VIII)	Number of Voting Rights held in each class of securities (IX)				No. of Shares Underlying Outstanding convertible securities (including Warrants) (X)	Shareholding as a % assuming full conversion of convertible securities (as a percentage of diluted share capital) (XI) = (VII)+(X) as a % of	Number of Locked in shares (XII)		Number of Shares pledged or otherwise encumbered (XIII)		Number of equity shares held in dematerialized form (XIV)
									No. of Voting Rights			Total as a % of Total Voting rights			No. (c)	As a % of total Shares held (d)	No. (a)	As a % of total Shares held (b)	
									Class x	Class y	Total								
NO_HOLDERS	NAME	PAN	NO_HOLDERS	FP_SHARE	PP_SHARE	DR_SHARE	TOT_SHARE	HOLD_PCN	VR_X	VR_Y	TOT_VR	TOT_VR_PCN	CONVSEC_BAL	CONVSEC_PCEN	LOCK_BAL	LOCK_PCN	PLED_BAL	PLED_PCN	DEMAT_BAL
(1)	Indian		0	0	0	0	0	0.000	0	0	0	0.000	0	0.000	0	0.000	0	0.000	0
(a)	Individuals/Hindu undivided Family		10	1574088	0	0	1574088	68.511	1574088	0	1574088	68.511	0	68.511	0	0.000	0	0.000	1574088
	AJAY PRAKASH JHUNJHUNWALA	ACUPJ4412B	0	384338	0	0	384338	16.728	384338	0	384338	16.728	0	16.728	0	0.000	0	0.000	384338
	AJAY PRAKASH JHUNJHUNWALA	AACHA5718F	0	62180	0	0	62180	2.706	62180	0	62180	2.706	0	2.706	0	0.000	0	0.000	62180
	ARCHANA JHUNJHUNWALA	ACWPJ6849C	0	136442	0	0	136442	5.939	136442	0	136442	5.939	0	5.939	0	0.000	0	0.000	136442
	ARNAV JHUNJHUNWALA	AGBPJ3835B	0	90925	0	0	90925	3.957	90925	0	90925	3.957	0	3.957	0	0.000	0	0.000	90925
	KUSUM DEVI JHUNJHUNWALA	ACOPJ1675N	0	179401	0	0	179401	7.808	179401	0	179401	7.808	0	7.808	0	0.000	0	0.000	179401
	NEHA JHUNJHUNWALA	AECPJ9943H	0	13100	0	0	13100	0.570	13100	0	13100	0.570	0	0.570	0	0.000	0	0.000	13100
	NIKET JHUNJHUNWALA	AHJPJ8750A	0	99258	0	0	99258	4.320	99258	0	99258	4.320	0	4.320	0	0.000	0	0.000	99258
	SANGEETA JHUNJHUNWALA	ACLPJ1484C	0	110839	0	0	110839	4.824	110839	0	110839	4.824	0	4.824	0	0.000	0	0.000	110839
	SAWAL RAM JHUNJHUNWALA	AABTS4310C	0	37450	0	0	37450	1.630	37450	0	37450	1.630	0	1.630	0	0.000	0	0.000	37450
	SHREE PRAKASH JHUNJHUNWALA	ACVPJ0487B	0	460155	0	0	460155	20.028	460155	0	460155	20.028	0	20.028	0	0.000	0	0.000	460155
(b)	Central Government/State Government(s)		0	0	0	0	0	0.000	0	0	0	0.000	0	0.000	0	0.000	0	0.000	0
(c)	Financial Institutions/Banks		0	0	0	0	0	0.000	0	0	0	0.000	0	0.000	0	0.000	0	0.000	0
(d)	Any Other Bodies Corporate		0	0	0	0	0	0.000	0	0	0	0.000	0	0.000	0	0.000	0	0.000	0
	Trusts		0	0	0	0	0	0.000	0	0	0	0.000	0	0.000	0	0.000	0	0.000	0
	Clearing Members		0	0	0	0	0	0.000	0	0	0	0.000	0	0.000	0	0.000	0	0.000	0
	Sub-Total (A)(1)		10	1574088	0	0	1574088	68.511	1574088	0	1574088	68.511	0	68.511	0	0.000	0	0.000	1574088
(2)	Foreign		0	0	0	0	0	0.000	0	0	0	0.000	0	0.000	0	0.000	0	0.000	0
(a)	Individuals (Non-Resident Individuals/Foreign Individuals)		0	0	0	0	0	0.000	0	0	0	0.000	0	0.000	0	0.000	0	0.000	0
(b)	Government Institutions		0	0	0	0	0	0.000	0	0	0	0.000	0	0.000	0	0.000	0	0.000	0
(c)	Foreign Portfolio Investor		0	0	0	0	0	0.000	0	0	0	0.000	0	0.000	0	0.000	0	0.000	0
(d)	Any Other		0	0	0	0	0	0.000	0	0	0	0.000	0	0.000	0	0.000	0	0.000	0
(e)	OCBs		0	0	0	0	0	0.000	0	0	0	0.000	0	0.000	0	0.000	0	0.000	0
	Sub-Total (A)(2)		0	0	0	0	0	0.000	0	0	0	0.000	0	0.000	0	0.000	0	0.000	0
	Total Shareholding of Promoter and Promoter Group (A)=(A)(1)+(A)(2)		10	1574088	0	0	1574088	68.511	1574088	0	1574088	68.511	0	68.511	0	0.000	0	0.000	1574088




Table III - Statement showing shareholding pattern of the Public shareholder

Category & Name of shareholders (I)	PAN (II)	Nos. of shareholders (III)	No. of fully paid up equity shares held (IV)	No. of partly paid-up equity shares held (V)	Nos. of shares underlying Depository Receipt (VI)	Total nos. shares held (VII) = (IV)+(V)+(VI)	Shareholding % calculated as per SCRR, 1957 As a % of (A+B+C2) (VIII)	Number of Voting Rights held in each class of securities (X)			No. of Shares Underlying Outstanding convertible securities (including Warrants) (X)	Shareholding as a % assuming full conversion of convertible securities (as a percentage of diluted share capital) (XI) = (VII)+(X) as a % of (A+B+C)	Number of Locked in shares (XII)		Number of Shares pledged or otherwise encumbered		Number of equity shares held in dematerialized form (XIV)	
								No. of Voting Rights					Total as % of Total Voting rights	No. (a)	As a % of total Shares held (b)	No. (a)		As a % of total Shares held (b)
								Class x	Class y	Total								
(1) Institutions		0	0	0	0	0	0.000	0	0	0	0.000	0	0.000	0	0.000	0	0	
(a) Mutual Funds		0	0	0	0	0	0.000	0	0	0	0.000	0	0.000	0	0.000	0	0.000	0
(b) Venture Capital Funds		0	0	0	0	0	0.000	0	0	0	0.000	0	0.000	0	0.000	0	0.000	0
(c) Alternate Investment Funds		0	0	0	0	0	0.000	0	0	0	0.000	0	0.000	0	0.000	0	0.000	0
(d) Foreign Venture Capital Investors		0	0	0	0	0	0.000	0	0	0	0.000	0	0.000	0	0.000	0	0.000	0
(e) Foreign Portfolio Investors		0	0	0	0	0	0.000	0	0	0	0.000	0	0.000	0	0.000	0	0.000	0
(f) Financial Institutions/Banks		0	0	0	0	0	0.000	0	0	0	0.000	0	0.000	0	0.000	0	0.000	0
(g) Insurance Companies		0	0	0	0	0	0.000	0	0	0	0.000	0	0.000	0	0.000	0	0.000	0
(h) Provident Funds/Pension Funds		0	0	0	0	0	0.000	0	0	0	0.000	0	0.000	0	0.000	0	0.000	0
(i) Any Other		0	0	0	0	0	0.000	0	0	0	0.000	0	0.000	0	0.000	0	0.000	0
Foreign Institutional Investors		0	0	0	0	0	0.000	0	0	0	0.000	0	0.000	0	0.000	0	0.000	0
QFI - Corporate		0	0	0	0	0	0.000	0	0	0	0.000	0	0.000	0	0.000	0	0.000	0
Sub-Total (B)(1)		0	0	0	0	0	0.000	0	0	0	0.000	0	0.000	0	0.000	0	0.000	0
(2) Central Government/State Government(s)/President of India		0	0	0	0	0	0.000	0	0	0	0.000	0	0.000	0	0.000	0	0.000	0
Sub-Total (B)(2)		0	0	0	0	0	0.000	0	0	0	0.000	0	0.000	0	0.000	0	0.000	0
(3) Non-Institutions		0	0	0	0	0	0.000	0	0	0	0.000	0	0.000	0	0.000	0	0.000	0
(a) Individuals		0	0	0	0	0	0.000	0	0	0	0.000	0	0.000	0	0.000	0	0.000	0
i) Individual shareholders holding nominal share capital up to Rs.2 Lakhs.		0	5899	0	0	5899	0.257	5899	0	5899	0.257	0	0.257	0	0.000	0	0.000	3433
ii) Individual shareholders holding nominal share capital in excess of Rs.2 Lakhs.		2	57750	0	0	57750	2.514	57750	0	57750	2.514	0	2.514	0	0.000	0	0.000	57750
SANJAY AGARWAL	ADDPA5363J	0	28750	0	0	28750	1.251	28750	0	28750	1.251	0	1.251	0	0.000	0	0.000	28750
UMA KANORIA	AIMPK7882Q	0	29000	0	0	29000	1.262	29000	0	29000	1.262	0	1.262	0	0.000	0	0.000	29000
(b) NBFCs registered with RBI		0	0	0	0	0	0.000	0	0	0	0.000	0	0.000	0	0.000	0	0.000	0
(c) Employee Trusts		0	0	0	0	0	0.000	0	0	0	0.000	0	0.000	0	0.000	0	0.000	0
Overseas Depositors (holding DRs)(balancing figure)		0	0	0	0	0	0.000	0	0	0	0.000	0	0.000	0	0.000	0	0.000	0
(d) Any Other		0	0	0	0	0	0.000	0	0	0	0.000	0	0.000	0	0.000	0	0.000	0
(c) Bodies Corporate		8	659838	0	0	659838	28.719	659838	0	659838	28.719	0	28.719	0	0.000	0	0.000	659838
ARDH VANIYA PRIVATE LIMITED	AACCA1654M	0	41580	0	0	41580	1.810	41580	0	41580	1.810	0	1.810	0	0.000	0	0.000	41580
IDEAL BUILDCON PRIVATE LIMITED	AAACI5773M	0	113333	0	0	113333	4.933	113333	0	113333	4.933	0	4.933	0	0.000	0	0.000	113333
JAMS BUILDERS PRIVATE LIMITED	AAACJ7205R	0	60000	0	0	60000	2.611	60000	0	60000	2.611	0	2.611	0	0.000	0	0.000	60000
KARIKISH VYAPAAR PRIVATE LIMITED	AAABCK1139L	0	110000	0	0	110000	4.788	110000	0	110000	4.788	0	4.788	0	0.000	0	0.000	110000



PNC CAPITAL TRUST LTD.	AABCP8009J	0	70925	0	0	70925	3.087	70925	0	70925	3.087	0	3.087	0	0.000	0	0.000	70925
S. R. ENCLAVE PVT LIMITED	AAFC54270C	0	210000	0	0	210000	9.140	210000	0	210000	9.140	0	9.140	0	0.000	0	0.000	210000
SATI DEVELOPMENT PRIVATE LIMITED	AAECS0173P	0	29000	0	0	29000	1.262	29000	0	29000	1.262	0	1.262	0	0.000	0	0.000	29000
SIMCO COMMOTRADE PRIVATE LIMITED	AAECS1029A	0	25000	0	0	25000	1.088	25000	0	25000	1.088	0	1.088	0	0.000	0	0.000	25000
QFI - Individual		0	0	0	0	0	0.000	0	0	0	0.000	0	0.000	0	0.000	0	0.000	0
NRI / OCBs		0	0	0	0	0	0.000	0	0	0	0.000	0	0.000	0	0.000	0	0.000	0
Trusts		0	0	0	0	0	0.000	0	0	0	0.000	0	0.000	0	0.000	0	0.000	0
Clearing Members		0	0	0	0	0	0.000	0	0	0	0.000	0	0.000	0	0.000	0	0.000	0
Sub-Total (B)(3)		16	723487	0	0	723487	31.489	723487	0	723487	31.489	0	31.489	0	0.000	0	0.000	721021
Total Public Shareholding (B)=(1)+(B)(2)+(B)(3)		16	723487	0	0	723487	31.489	723487	0	723487	31.489	0	31.489	0	0.000	0	0.000	721021



Table IV - Statement showing shareholding pattern of the Non Promoter - Non Public shareholder

	Category & Name of shareholders (i)	PAN (ii)	Nos. of shareholders (iii)	No. of fully paid-up equity shares held (iv)	No. of partly paid-up equity shares held (v)	Nos. of shares underlying Depository Receipt (vi)	Total nos. shares held (vii) = (iv)+(v)+(vi)	Shareholding % calculated as per SCRR, 1957 As a % of (A+B+C2) (viii)	Number of Voting Rights held in each class of securities (ix)			No. of Shares Underlying Outstanding convertible securities (including Warrants) (x)	Shareholding as a % assuming full conversion of convertible securities (as a percentage of diluted share capital) (xi) = (vii)+(x) as a % of (A+B+C)	Number of Locked in shares (xii)		Number of Shares pledged or otherwise encumbered (xiii)		Number of equity shares held in dematerialized form (xiv)	
									No. of Voting Rights					Total as a % of Total Voting rights	No. (a)	As a % of total Shares held (b)	No. (a)		As a % of total Shares held (b)
									Class x	Class y	Total								
(1)	Custodian DR Holder																		
(2)	Employee Benefit Trust (under SEBI (share based Employee Benefit) Regulations, 2014)																		
	Total Non-Promoter - Non-Public Shareholding (C)={C}(1)+{C}(2)																		

