

(I)(a) STATEMENT SHOWING SHAREHOLDING PATTERN:

Name of the Company: ALOM EXTRUSIONS LTD.
Scrip Code: Name of the Scrip:
Quarter Ended: 31/03/2015


Class of security:

Page: 1

Partly paid-up shares:-	No. of partly paid-up shares	As a % of total no. of partly paid-up shares	As a % of total no. of shares of the company
Held by promoter/promoter group			
Held by public			
Total - D			
Outstanding convertible securities:-	No. of outstanding securities	As a % of total no. of outstanding convertible securities	As a % of total no. of shares of the company, assuming full conversion of the convertible securities
Held by promoter/promoter group			
Held by public			
Total - E			
Warrants:-	No. of warrants	As a % of total no. of warrants	As a % of total no. of shares of the company, assuming full conversion of warrants
Held by promoter/promoter group			
Held by public			
Total - F			
Total paid-up capital of the company, assuming full conversion of warrants and convertible securities	2297575		



Category of Shareholders	Number of shareholders	Total number of shares	Number of shares held in Demat Form	As a % of (A+B)	As a % of (A+B+c)	Number of Pledged shares	As a percentage (ix)=(viii/iv*100)
(i)	(ii)	(iii)	(iv)	(v)	(vi)	(vii)	(viii)
(A) Total Shareholding of Promoter & Promoter Group							
(1) Indian							
(a) Individual/HUF	10	1574088	1574088	68.511	68.511	Nil	Nil
(b) Central Govt. / State Govt.	Nil	Nil	Nil	Nil	Nil	Nil	Nil
(c) Bodies Corporate	Nil	Nil	Nil	Nil	Nil	Nil	Nil
(d) Fin. Institutions / Bank	Nil	Nil	Nil	Nil	Nil	Nil	Nil
(e) Any Other	Nil	Nil	Nil	Nil	Nil	Nil	Nil
Sub-Total of (A)(1)	10	1574088	1574088	68.511	68.511	Nil	Nil
(2) Foreign							
(a) Individuals (NRIs/Foreign)	Nil	Nil	Nil	Nil	Nil	Nil	Nil
(b) Bodies Corporate	Nil	Nil	Nil	Nil	Nil	Nil	Nil
(c) Institutions	Nil	Nil	Nil	Nil	Nil	Nil	Nil
(d) Qualified Foreign Investors	Nil	Nil	Nil	Nil	Nil	Nil	Nil
(e) Any Other	Nil	Nil	Nil	Nil	Nil	Nil	Nil
Sub-Total of (A)(2)	Nil	Nil	Nil	Nil	Nil	Nil	Nil
Shareholding of Promoter & Promoter Group (A) = A1+A2	10	1574088	1574088	68.511	68.511	Nil	Nil
(B) Public Shareholding							
(1) Institutions							
(a) Mutual Funds / UTI	Nil	Nil	Nil	Nil	Nil	NA	NA
(b) Fin. Institutions / Banks	Nil	Nil	Nil	Nil	Nil	NA	NA
(c) Central Govt. / State Govt.	Nil	Nil	Nil	Nil	Nil	NA	NA
(d) Venture Capital	Nil	Nil	Nil	Nil	Nil	NA	NA
(e) Insurance Company	Nil	Nil	Nil	Nil	Nil	NA	NA
(f) Foreign Inst. Investors	Nil	Nil	Nil	Nil	Nil	NA	NA
(g) Foreign VC Investors	Nil	Nil	Nil	Nil	Nil	NA	NA
(h) GFI - Corporate	Nil	Nil	Nil	Nil	Nil	NA	NA
(i) Any Other	Nil	Nil	Nil	Nil	Nil	NA	NA
Sub-Total (B)(1)	Nil	Nil	Nil	Nil	Nil	NA	NA
(2) Non-Institutions							
(a) Bodies Corporate	8	646663	646663	28.145	28.145	NA	NA
(b) Individuals							
i. Individual Shareholders Holding Nominal Share Upto Rs. 1 Lakh	6	5899	3433	0.257	0.257	NA	NA
ii. Individual Shareholders Holding Nominal Share greater than Rs. 1 Lakh	1	70925	70925	3.087	3.087	NA	NA
(c) GFI - Individual	Nil	Nil	Nil	Nil	Nil	NA	NA
(d) Any Other	Nil	Nil	Nil	Nil	Nil	NA	NA
Sub-Total (B)(2)	15	723487	721021	31.489	31.489	NA	NA
Total Public Shareholding (B) = (B)(1) + (B)(2)	15	723487	721021	31.489	31.489	NA	NA
TOTAL (A)+(B)	25	2297575	2295109	100.000	100.000	Nil	Nil
(C) Shares held by Custodians And against which DRs have been issued							
(1) Promoter and Promoter group	Nil	Nil	Nil	Nil	Nil	NA	NA
(2) Public	Nil	Nil	Nil	Nil	Nil	NA	NA
GRAND TOTAL (A)+(B)+(C)	25	2297575	2295109	100.000	100.000	Nil	Nil




1. Name of the shareholder	Details of Shares Held		Encumbered shares(%)			Details of warrants		Details of Convertible Securities		Total shares (including underlying shares assuming full conversion of warrants and convertible securities) as a % of diluted share capital	
	Number of Shares held	As a % of grand total (A)+(B)+(C)	Number of Pledged Shares held	As a percentage	As a % of grand total (A)+(B)+(C) of sub-clause (I)(a)	Number of Warrants held	As a % of total number of warrants of the same Class	Number of convertible securities held	% r. t. total number of convertible securities of the same class		
(i)	(ii)	(iii)	(iv)	(v)	(vi)=(v)/(iii)*100	(vii)	(viii)	(ix)	(x)	(xi)	(xii)
1. AJAY PRAKASH JHUNJHUNWALA	384338	16.728	0	0.000	0.000	0	0.000	0	0.000	16.728	
2. AJAY PRAKASH JHUNJHUNWALA	62180	2.706	0	0.000	0.000	0	0.000	0	0.000	2.706	
3. ARCHANA JHUNJHUNWALA	136442	5.939	0	0.000	0.000	0	0.000	0	0.000	5.939	
4. ARNAV JHUNJHUNWALA	90925	3.957	0	0.000	0.000	0	0.000	0	0.000	3.957	
5. USUM DEVI JHUNJHUNWALA	179401	7.808	0	0.000	0.000	0	0.000	0	0.000	7.808	
6. NEHA JHUNJHUNWALA	13100	0.570	0	0.000	0.000	0	0.000	0	0.000	0.570	
7. NIKET JHUNJHUNWALA	99258	4.320	0	0.000	0.000	0	0.000	0	0.000	4.320	
8. SANGEETA JHUNJHUNWALA	110839	4.824	0	0.000	0.000	0	0.000	0	0.000	4.824	
9. SANJAL RAM JHUNJHUNWALA	37450	1.630	0	0.000	0.000	0	0.000	0	0.000	1.630	
10. SHREE PRAKASH JHUNJHUNWALA	460155	20.028	0	0.000	0.000	0	0.000	0	0.000	20.028	
TOTAL	1574088	68.511	0	0.000	0.000	Nil	Nil	Nil	Nil	68.511	




1. Name(s) of the shareholder	Number of Shares held	Shares as a percentage of total number of shares (i.e., Grand Total (A)+(B)+(C) indicated in Statement at para (I)(a) above}	Details of Warrants		Details of convertible Securities		Total shares (including underlying shares assuming full conversion of warrants and convertible securities) as a % of diluted share capital
			Number of Warrants held	As a % of total warrants of the same Class	Number of convertible securities held	% r. t. total number of convertible securities of the same class	
1. ALDM HOUSING & INFRASTRUCTURE LIMITED	28750	1.251	0	0.000	0	0.000	1.251
2. ALDM POLY EXTRUSIONS LIMITED	29000	1.262	0	0.000	0	0.000	1.262
3. BHAGIRATHI ESTATES PRIVATE LIMITED	41580	1.810	0	0.000	0	0.000	1.810
4. GRAVITY MERCHANDISE PRIVATE LIMITED	223333	9.720	0	0.000	0	0.000	9.720
5. JAMS BUILDERS PRIVATE LIMITED	60000	2.611	0	0.000	0	0.000	2.611
6. S. R. ENCLAVE PVT LIMITED	210000	9.140	0	0.000	0	0.000	9.140
7. JATI DEVELOPMENT PRIVATE LIMITED	29000	1.262	0	0.000	0	0.000	1.262
8. SINCO COMMODTRADE PRIVATE LIMITED.	25000	1.088	0	0.000	0	0.000	1.088
9. DEVESH JHUNJHUNWALA	70925	3.087	0	0.000	0	0.000	3.087
TOTAL	717588	31.232	Nil	Nil	Nil	Nil	31.232



1. Name(s) of the shareholder and the Persons Acting in Concert (PAC) with them	Number of Shares held	Shares as a percentage of total number of shares (i.e., Grand Total (A)+(B)+(C) indicated in Statement at para (I)(a) above)	Details of Warrants Number of Warrants held As a % of total warrants of the same Class		Details of convertible Securities Number of convertible securities held	%w.r.t. total number of convertible securities of the same class	Total shares (including underlying shares assuming full conversion of warrants and convertible securities) as a % of diluted share capital
1. GRAVITY MERCHANDISE PRIVATE LIMITED	223333	9.720	0	0.000	0	0.000	9.720
2. S. R. ENCLAVE PVT LIMITED	210000	9.140	0	0.000	0	0.000	9.140
TOTAL	433333	18.860	Nil	Nil	Nil	Nil	18.860



1. Name(s) of the Shareholder	Category of Shareholders (Promoter/ Public)	Number of Locked-in Shares	% to Total
1.		NIL	NIL



1. Type of Outstanding DR (ADRs, GDRs, SDRs, etc)	Number of Outstanding DRs	Number of Shares underlying DRs	Shares underlying Outstanding DRs as a Percentage of total number of shares (ie. Grand total(A)+(B)+ (C) indicated in Statement at para (I)(a) above)
1. Nil	Nil	Nil	Nil

